

合肥工业大学 CARSI 资源共享服务使用说明

疫情期间，为更好让我校师生在校外开展科研工作和学习，我校目前开通了教育网资源共享服务，师生通过 CARSI (<https://www.carsi.edu.cn>) 在校外直接访问部分电子资源，无需使用 VPN。目前已实现知网、IEEE、Springer、RSC、EBSCO 访问，近期开通 Nature、Clarivate Analytics、Elsevier、Emerald。

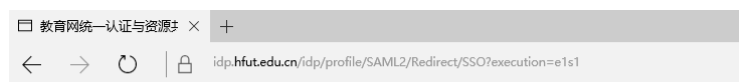
CARSI 是中国教育科研计算机网统一认证与资源共享基础设施 (CERNET Authentication and Resource Sharing Infrastructure)，2008 年 12 月由北京大学计算中心发起建设，在国内高校已经普遍建设完成的校园网统一用户管理和身份认证系统基础上，面向中国高校和科研机构提供跨域身份认证和资源共享服务。

中国知网 (CNKI)

- 1、输入网址：<http://fso.cnki.net>，在页面上的“选择高校 / 机构”下拉框中选择“合肥工业大学”，点击“前往”，通过工大的信息门户账号和密码进行登录。



- 2、输入校园统一认证平台（信息门户）的用户名/密码，点击登录即可顺利访问图书馆订购的 CNKI 数据库学术资源啦！



登录到 中国知网

账号

密码

不保存账号信息

清除历史授权信息


登录



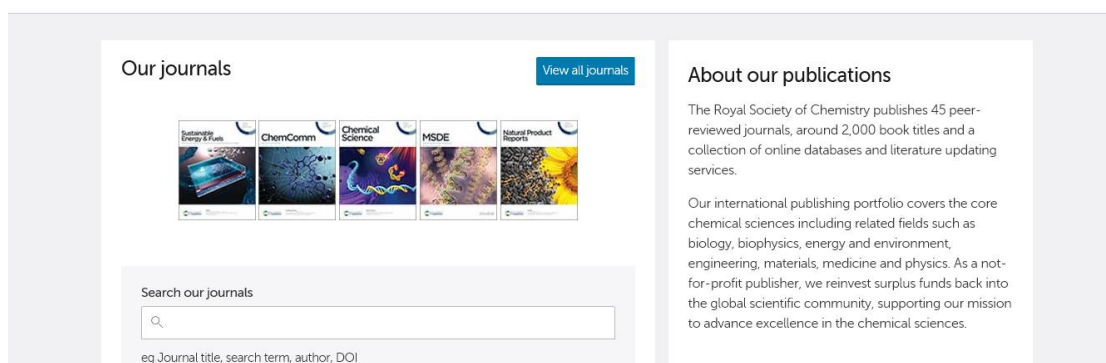
https://fsso.cnki.net

Royal Society of Chemistry

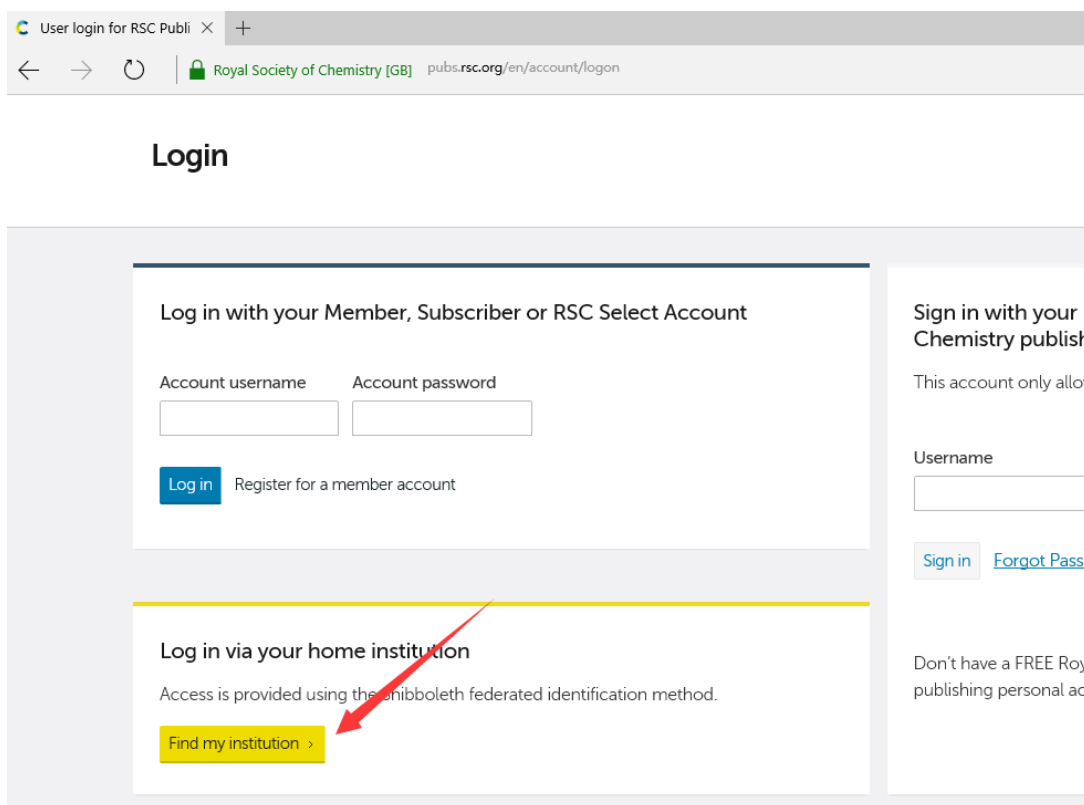
- 1、使用非校园网 IP 访问英国皇家化学学会 (Royal Society of Chemistry) 主页 (<https://pubs.rsc.org>)，点击页面左上角 “Log in/register” 链接



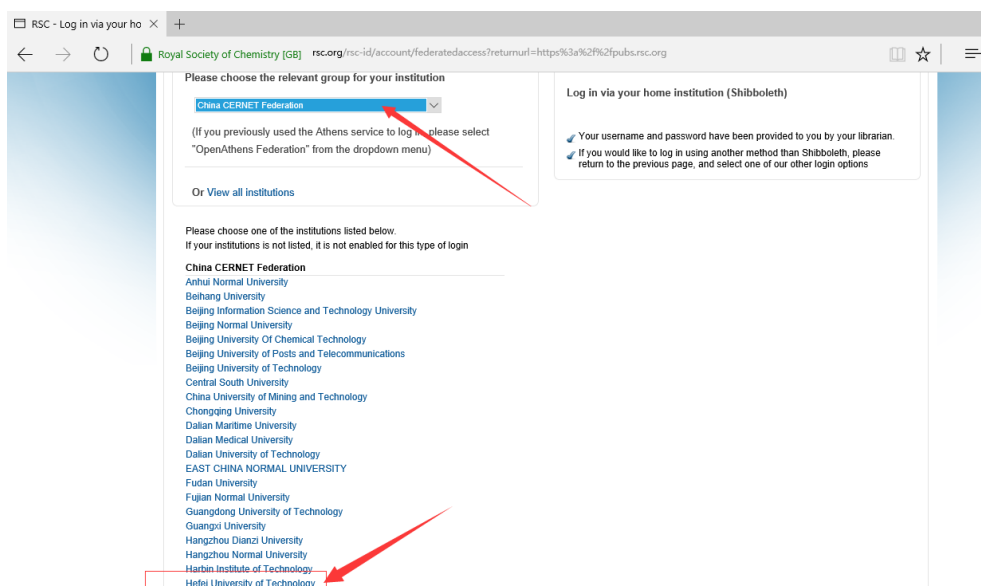
The Royal Society of Chemistry's
Journals, Books and Databases



- 2、在登录页面中，选择下方 “Log in via your home institution” 内容中的 “Find my institution”

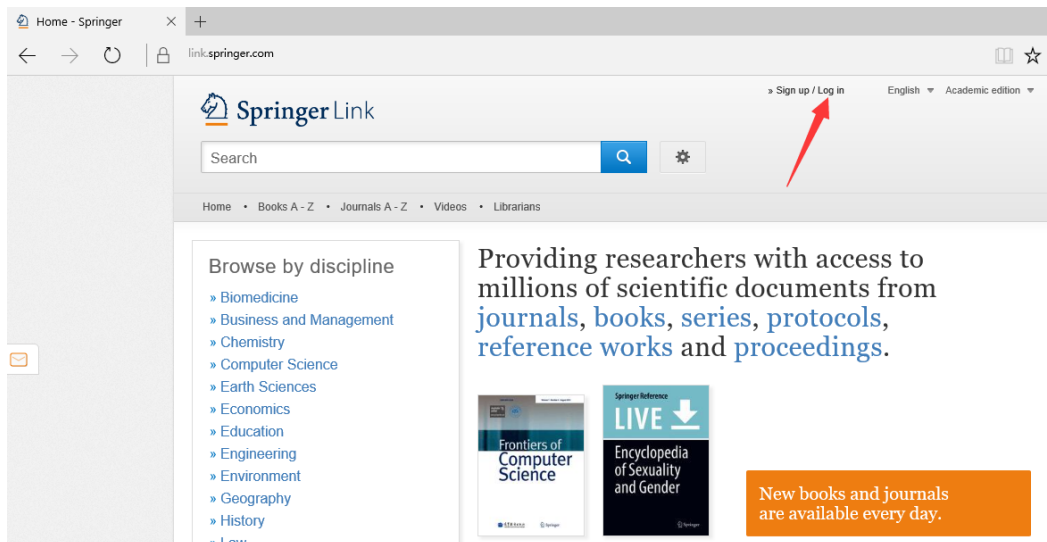


3、在下拉选择框中，选择“China CERNET Federation” 在结果列表中
选择“Hefei University of Technology”



Springer

1、使用非校园网 IP 访问 Springer 主页 (https://link.springer.com)，点击网页右上方的“Sign up/Log in”链接



2、在登录页面中，选择“Log in via Shibboleth or Athens”



Welcome back. Please log in.

The login form consists of two input fields: 'Email' and 'Password'. Below the 'Email' field is a blue 'Log in' button. To the right of the 'Password' field is a link that says 'Forgotten password?'. Below the input fields are three links: 'Log in using a corporate account', 'Log in via Shibboleth or Athens' (highlighted with a red arrow), and 'Problems logging in?'.

3、在页面右侧“Or, find your institution (via Shibboleth)”模块的选择框中输入“Hefei University of Technology”，并选择对应结果，点击“Log in via Shibboleth”

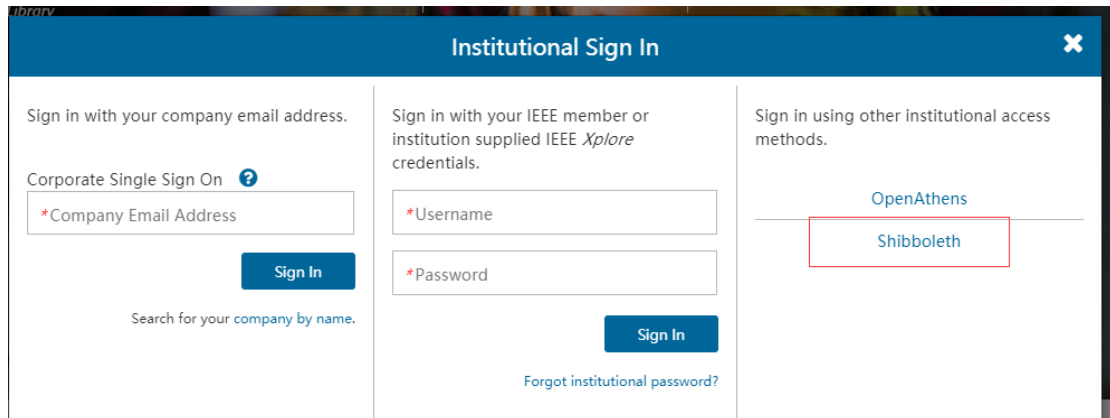
The section is titled 'Athens and Shibboleth login'. Below the title is a paragraph explaining that Athens and Shibboleth allow users to log on to multiple web resources using the same credentials. There are two main sections: 'Log in via Athens' and 'Or, find your institution (via Shibboleth)'. The 'Log in via Athens' section has a dropdown menu labeled 'Select your institution' and a blue 'Proceed to Athens' button. The 'Or, find your institution (via Shibboleth)' section has a dropdown menu labeled 'Select your institution' which is open, showing a search input with 'hefei U' and a list of results, including 'Hefei University Of Technology Library' which is highlighted with a red box. A red arrow points to the dropdown menu.

IEEE/IET Electronic Library

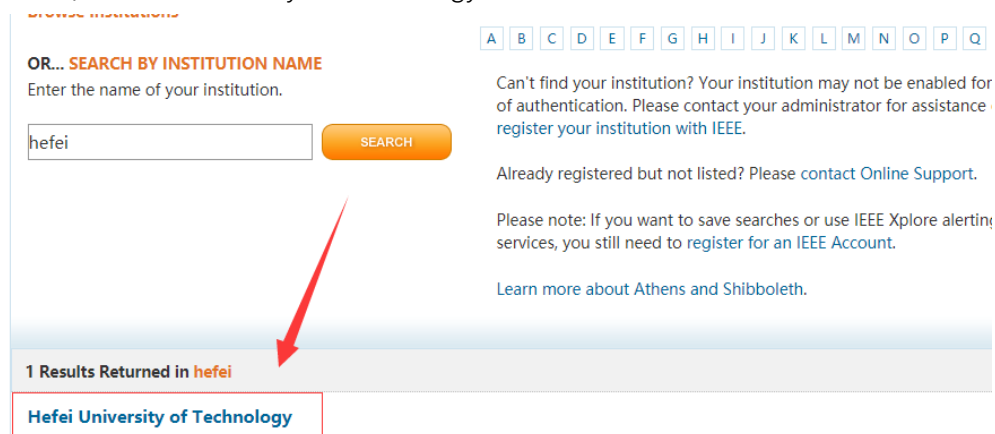
1、使用非校园网 IP 访问 IEEE 主页(<http://ieeexplore.ieee.org>) 点击“**Institutional Sign In**” 链接



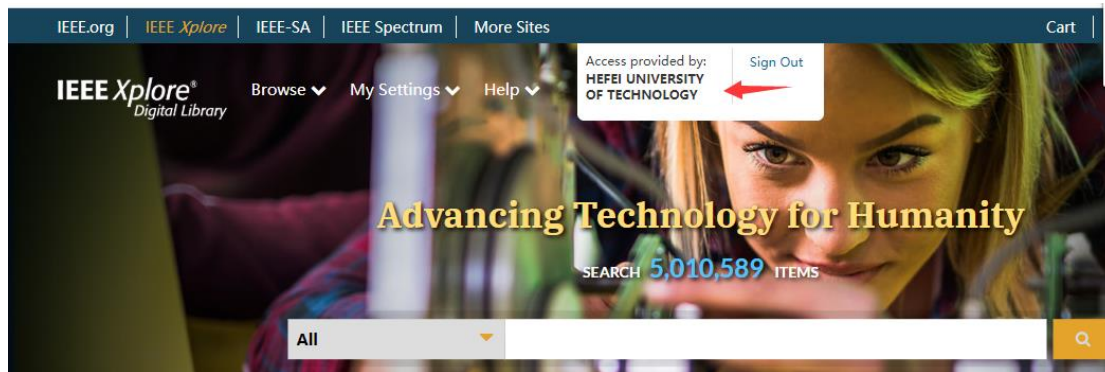
2、在弹出的机构登录列表中，选择右侧内容框中的“Shibboleth”链接，进入机构选择页面



3、在搜索框中输入“Hefei University of Technology”，并点击“SEARCH”，在下方结果列表中选择“Hefei University of Technology”

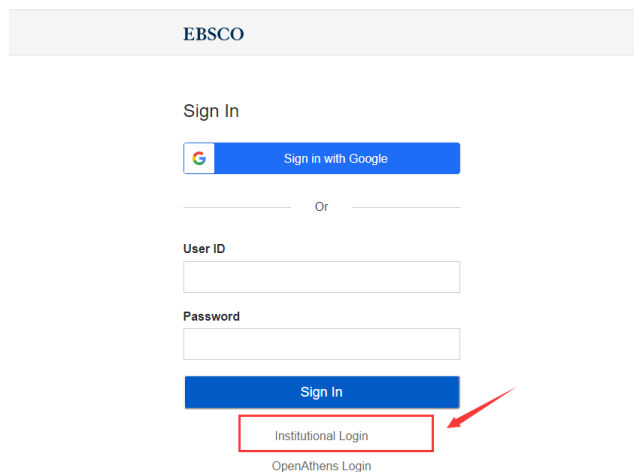


4、在弹出的统一认证界面中，输入用户名密码点击登录，待页面跳转回 IEEE 主页，并在左上角出现“Access provided by: T Hefei University of Technology”即可正常访问。

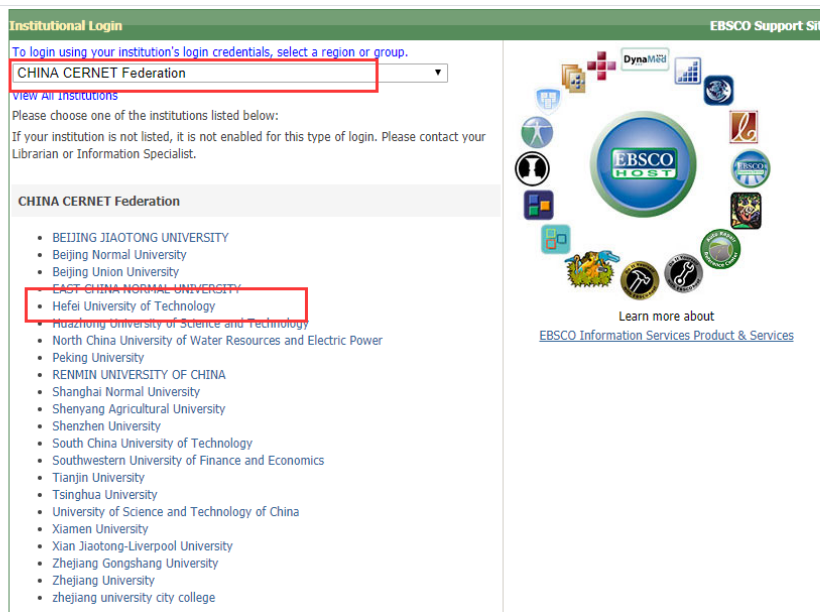


EBSCO

1、使用非校园网 IP 登录 EBSCO 数据库主页 (<http://search.ebscohost.com/>), 并点击 “Institutional Login”



2、在组织列表下拉框中选择 “CHINA CERNET Federation”，然后再选择 “Hefei University of Technology”，跳转后输入工大信息门户 ID 和秘密即可



具体资源也可以查询

https://www.carsi.edu.cn/output_sp_ch.jsp?urltype=tree.TreeTempUrl&wbtreeid=1047